



PHALLO♂SAN®

DE	Gebrauchsanweisung
GB/US	Instructions for use
FR	Mode d'emploi
ES	Instrucciones de uso
IT	Istruzioni per l'uso
PT	Manual de instruções
BR	Manual de instruções
NL	Handboek voor gebruik
FI	Käyttöohje
PL	Instrukcja
HR	Uputstvo za upotrebu
CZ	Návod k použití
HU	Használati útmutató
BG	Инструкции за употреба
RO	Instrucțiuni de utilizare
RU	Инструкция по применению продукта
LT	Naudojimo instrukcija
TR	Kullanım kılavuzu
GR	Οδηγίες Χρήσης
CN	使用指南
JP	取扱説明書
AE	عليمات



Package contents

1. Foam rubber-covered silicon ring to be inserted over the penis.
2. Buckle for adjusting the belt (3) to fit individual size.
3. Elastic belt to be tied around the waist.
4. Nickel-free clip with which the vacuum protector condom is secured.
5. Stretch condom, available in 3 sizes, for fitting over the penis. After stretching the tube is hermetically sealed with the clip (4).
6. Protective cap to shield the glans against strong tension, for even faster success.
7. Pumpball for creating a vacuum.
8. Measuring template
9. 3 Velcro tapes.
10. Safety line with hook.
11. DVD product description and TV video
12. Instructions for use

For penis enlargement and clinically proven, conservative treatment of incurvate penis and slight erectile dysfunction.

**Dear Customer,
Congratulations on your purchase of PHALLOSAN®. This product has already proven to be most effective for a wide range of indications.**

Penis enlargement

The human body has a mechanism which enables new cells to be produced when exposed to continuous stimulation in order to heal injuries. This mechanism was first recognized by primitive cultures peoples and used for cult purposes such as the enlargement of ears and lips – and naturally also for penis extension. Through year-long application of weights the so-called Holy Sathus in India and the Karamojong in northern Uganda achieved penis enlargements of up to 45 cm (see Encyclopedia Brittanica, Stern No. 49/95). This knowledge has rested in anthropological and ethnological archives for almost a hundred years.

The success of PHALLOSAN® is based on the principle of gentle extension of the penis by a micro-vacuum. When the belt is worn an even, mechanical tension is exerted on the penis. This permanent, painless extension actually causes the penis to be drawn

out of the body – as in bodybuilding, microfiber ruptures occur and new cells are embedded in the body. In this way the penis becomes longer, but not thinner. Particularly the head of the penis becomes thicker.

Clinical study

In JANUARY 2005 a study of the effectiveness of PHALLOSAN® was completed under the patronage of Professor Dr. Sohn, Chief Physician at the Urological Clinic at the Markus Hospital in Frankfurt am Main. The patient data and findings of the six-month study were collected by the senior consultant. The study proved to be a resounding success. All patients experienced an increase in the length and girth of their penis during this period! The results were directly attributable to the length of time the patients wore the device daily. The evaluation was published on the occasion of the International Urologists Convention in Athens. PHALLOSAN® is thus to date the only penis expansion device to be subject to neutral testing at a German clinic and receive a positive assessment.

Retractio penis

By retractio penis we understand a condition in which the member retracts into the subcutaneous fat due to increasing obesity. The best method of "treatment" is obviously to reverse this condition by weight reduction. If this is not satisfactory, the penis can be

drawn out of the fatty tissue with the aid of PHALLOSAN®, a continuous stretching procedure. Paraplegics, in whom this phenomenon is aggravated by paralysis of the stomach muscles and the wheelchair sitting position, may also use PHALLOSAN®, although it is currently suitable only for continent paraplegics, since a condom capable of simultaneously drawing off reflex urine is not yet available.

Small penis (penis hypoplasia)

Men who are born with an undersized penis are said to have a penis hypoplasia if the penis remains small as they grow up (less than 11–12 cm in an erect state). With Phallosan the member can be lengthened by continuous stretching. The special vacuum process also gives the member increased circumference.

Subjective penile deficiency (penis hypoplasia)

We should certainly not neglect or even poke fun at the group the men who subjectively perceive their member to be too short or too small. These are to be found in all social classes, irrespective of educational level. Although the length of their penis in an erect state is no less than average, these men suffer emotionally from the perceived undersize of their penis. They fear the disparaging looks of co-workers and friends under the showers or in the sauna. Men typ-

ically attach a high measure of value to their penis size. Men with a large penis in a non-erect state are a symbol of power, sexual potency and influence. The subjectively perceived penis hypoplasia often begins during childhood and manifests itself later in experiences in military service, sport, sauna, etc.

Slight erectile dysfunction

As a positive side effect of the use of PHALLOSAN®, in some cases reports have been received of an improved quality of erection and enhanced sensitivity of the glans, accompanied by heightened sexual pleasure. The vacuum applied by PHALLOSAN® during the stretching process increases the flow of blood to the penis. Many men use PHALLOSAN® – particularly in advanced years – as an anti-aging therapy. The method has also been described as *“Bodybuilding for the penis”*.

Support following hormone treatment for prostate cancer.

At an advanced stage in the treatment of prostate cancer there may be a reduction in the size of the penis (retraction) due to hormone withdrawal. This retraction cannot be compensated for in the long-term by consumption of Viagra (Sildenafil) or intracavernous injections. Even following radical removal of the prostate, the frequent erectile dysfunction inherent to the method results in a progressive shortening of the member.

Some urologists therefore prescribe a preventive dose of Viagra or an intracavernous autoinjection therapy. PHALLOSAN® helps patients with prostate cancer to make a successful and inexpensive stand against post-operative penis retraction.

Incurvate penis (penis deviation)

By deviation of the penis we mean a distortion or curvature of the member. Depending on the degree of curvature it may be aesthetically displeasing and painfully disrupt or even preclude sexual intercourse. The distortion may exist from the time of birth, but it may also occur later, for example following injuries to the penis or urethra.

Up until now this type of curvature has always been corrected by surgery, with the consequence that the member was shortened by up to 3-5 cm. In the operation the longer spongy body (corpus cavernosum) is adjusted to the size of the shorter body by “taking in” or cutting out the surplus tissue to straighten the penis. The appearance of the member following the operation is not exactly imposing.

Calluses on the penis with frequently painful curvature (induratio penis plastica, IPP)

This ailment is characterized by more or less prominent calluses on the skin of the corpus cavernosum by excess formation of connective tissue. A scientific explanations

for this has yet to be found. Certain groups have proved to be susceptible to IPP, including many diabetics. The calluses (plaques) cause painful distortion of the member and this impedes or prevents sexual intercourse. Attempts at conservative therapy, be it with medication, soft x-rays, electromechanical shock waves or the penetration of iontophoretic agents (administration of medication via an electrical field) have – if at all – had only a symptomatic and passing effect. A last resort, these plaques can be surgically corrected by excision and the resulting defects concealed by alloplastic or allogenic material, or the body’s own tissue. It can be assumed that this will remain the only possible treatment for severe cases in the immediate future. In a high percentage of cases the excision depending on the size of the plaques removed unfortunately causes a restriction or complete loss of erection, that can often only be compensated for by the implantation of a penis prosthesis. The calluses cannot, of course, be reduced or removed by PHALLOSAN®, but nor is this possible surgically. However, the member can be straightened by exerting a constant tension on the cavernous bodies and stimulating the formation of new tissue. With PHALLOSAN® the penis becomes longer overall, regardless of the direction in which it is curved. The greatest tension is exerted at the curved point, causing more new painful microfiber ruptures into which the body

inserts new cells. A case study by Prof. Dr. Jehle concerned a 61-year-old patient with a curvature of 90°. After approx. 9 months the curvature had almost completely disappeared. The patient reported being able to engage in sexual intercourse after only about 12 weeks. The success of the treatment with PHALLOSAN® has continued to the present day, six years after the end of treatment. PHALLOSAN® can certainly be recommended as a temporary alternative to surgery, particularly in consideration of the fact that it will in no way prejudice further treatment options. Clinical proof of penis enlargement and successful treatment of incurvate penis (IPP) has already been provided in a case study. We will be pleased to send you a medical report. You can also read it online at www.phallosan.com/uk "Application – Spiral-shaped calluses on the member – Clinical proof: Successful treatment of incurvate penis."



Preparation:

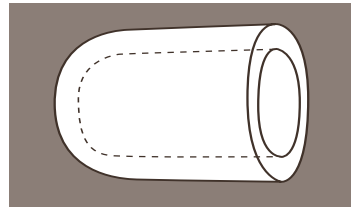
Lay out the components of PHALLOSAN® before you and adjust the belt to its greatest length with the buckle (2). Slip the belt around your waist and adjust it so that the covered silicon ring (1) and clip (4) fit together at the front with only slight tension. Now remove the belt. Do not yet open the sealed

stretch condoms! Follow these instructions carefully. Only originally sealed stretch condoms will be exchanged free of charge for condoms of your size. The shipping costs must be borne by the sender. Opened stretch condoms cannot be resold and will not be exchanged. We recommend shaving off the pubic hair around the penis regularly in order to avoid it becoming caught in the stretch condom, causing unnecessary irritation when the latter is removed. Depilatory creams, as available in any drugstore, have proven effective for the purpose.

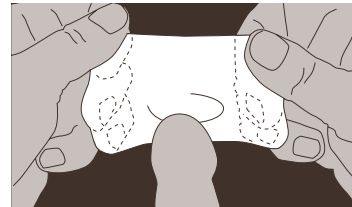
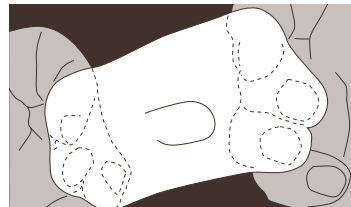
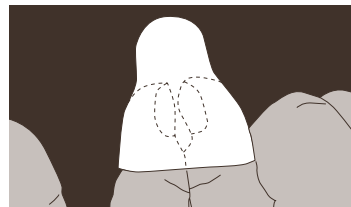


1. Use the enclosed template to determine the right condom size. Measure the shaft and head of the flaccid penis.


2. We recommend washing the protector cap before using it for the first time in order to remove the remains of powder applied during manufacture to prevent the caps from adhering together.



3. First of all fit the protector cap over the penis as shown in the illustrations. The foreskin, if applicable, may remain over the head (glans) or be withdrawn beforehand.



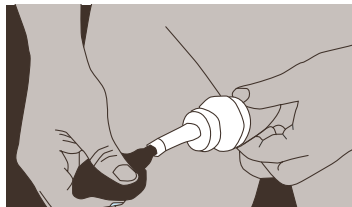
4. Make sure that no air bubble is trapped at the tip of the glans. The purpose of the protector cap is to protect your penis from any side effects of excessive tension. It should feel soft to the touch. Now remove a condom of the correct size from its wrapping. You can return the other two condoms to us in their originally sealed wrappings for free replacements in your size. We now manufacture intermediate sizes, for example an "L"-size suction bell with an "M"-size condom. **Do not use any lotions or creams, as these may impair the adhesion and durability of the stretch condom.**



5. We would like to draw your attention to a special feature in the use of the stretch condom. Please bear in mind that it is basically a suction bell with a seal. For this reason it is not important how far the condom extends

over the penis shaft. The condom is not designed to transfer the forces to the penis. The forces are transferred solely by means of the vacuum formed in the suction bell. The condom merely serves as a seal between the suction bell and the penis shaft.

Connect the suction ball to the stretch condom. Now take the prepared stretch condom in your hand. Please ensure that the glans is only half inserted into the suction bell. Now roll the sealing condom over the shaft of the penis and use the suction ball to draw the whole glans into the bell. The sealing condom will be sucked a short way into the bell.



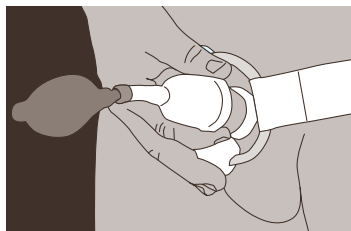
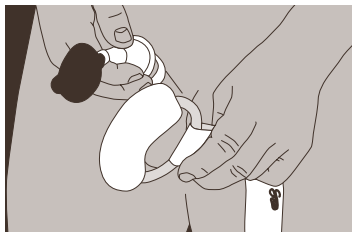
6. The penis is now sucked into the bell. Insert the bulge of the stretch condom over the penis shaft while continuing to apply the suction ball.



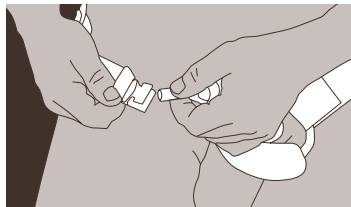
If the condom fits too loosely around the penis, causing creases, attach the sleeve around the penis shaft without constricting it. The purpose of the sleeve is merely to smooth out any creases which may occur when stretching.

If the condom already gives a snug fit around the penis shaft, you will not need the sleeve.

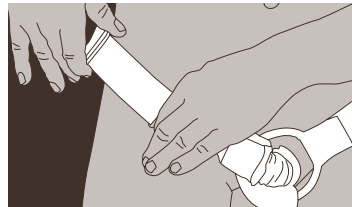
7. Leave the suction ball where it is, hanging somewhat deflated on the condom, while you fit the stretch belt. The suction will make the condom cling to the penis.



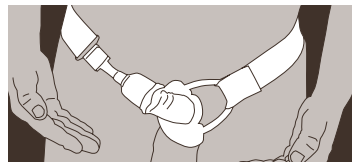
8. Open the metal clip on the other side of the belt. Extend the belt to its widest setting. Now squeeze the tube end of the condom like the neck of a balloon to prevent air from entering. Remove the suction ball and connect the stretch condom to the clip. Make sure that the tube end of the stretch condom is attached to the center of the clip.



9. Now shorten the stretch belt, making sure that it runs along the groin. Pull the rear part of the belt up towards the waist. If it sits in the fold of the buttocks it may cause discomfort due to increased tension when sitting.



The hooks serve as a safety line for loosely tying the ends of the belt so that the latter does not suddenly slide to the front should the clip slip off.

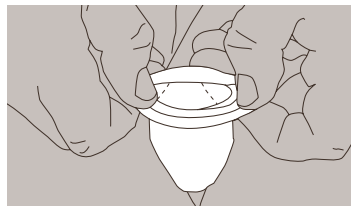
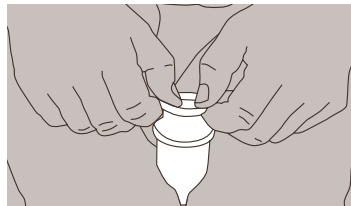
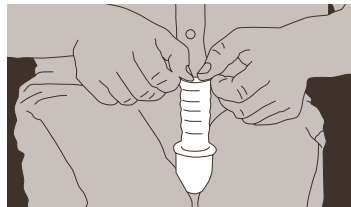


Care:

The condom may not be detached from the suction bell and for hygienic reasons it should be washed once a day with soap and lukewarm water. Before washing, remove the green sponge and clean it separately. After each use please do not forget to sprinkle the outside of the rolled up condom with talcum powder, available in every sports store. Do not use baby powder, as this contains added aniline. Store the condom rolled up until the next time of use. Only then should it be unrolled. This avoids unnecessary stretching and sticking.

A convenient way to roll the condom back.

Sprinkle the outside of the unrolled condom with greaseless powder (talcum) and wedge the tube end of the suction bell between your knees. You now have both hands free.



Roll it up slowly and carefully past the bulge on the inner bell. Please take care to avoid damaging the condom with sharp finger nails, etc..

Exact stage-by-stage adjustment of belt tension to the connective tissue of the penis.

Foreword:

The characteristics of the connective tissue depend on the individual's genetic make-up and can vary widely. To recommend a uniform tension setting according to gram/kilogram would thus be more than questionable from a medical point of view. We have therefore developed a stage-by stage adjustment plan which should enable you to set the belt tension exactly to suit your connective tissue. In this way you will achieve optimum results: your penis will grow in length and thickness without any negative side effects.

First day:

Fit the belt so that it is comfortable and wear it for one hour only. Then open the belt and remove the condom. Now inspect the area of the penis between the opening of the urethra and the frenulum (fold of foreskin on the underside of the glans, or penis head). This is the most sensitive part of the penis. If this area appears reddened or swollen, the belt tension was already set too tight. Break off the application for the day. If there has been no change in skin color, make a mark on the

belt at the sliding clasp. In this case you should also break off the application for the day.

Second day:

Patients with reddening from the previous day: If you detected a reddening or swelling in the described area on the previous day, reduce the tension and wear the belt for an hour. After an hour inspect the area of the penis between the opening of the urethra and the frenulum (on the underside of the glans). If this area has reddened or is swollen, the belt was again too tight. Break off the application for the day. Patients without reddening or swelling from the previous day: Extend the length of wear to two hours and examine the described area again. If there is still no reddening or swelling, extend the length of wear by a further hour next day.

Third to eighth day:

Patients with and without reddening or swelling from the first day onwards: If you were able to wear the belt on the second day without reddening or swelling at the described point, wear the belt for three hours on the third day. Should you experience a reddening or swelling after three hours, reduce the tension and repeat the wearing time on the next day. If there was no reddening or swelling, extend the length of wear by one hour each day.

If a reddening or swelling occurs in the next few days in the area between the urethral opening and the frenulum, reduce the belt tension, mark this point with a pen on the belt and wear the belt with reduced tension on the next day. Please ensure that the green foam rubber disc is positioned against the glans.

Observing this stage-by-stage plan will make wearing PHALLOSAN® pleasurable. In only a few months your penis will become measurably longer and thicker. You will experience only positive side effects, such as a stronger sex drive and a pleasurable sensation, but without premature ejaculation. Explanation: wearing PHALLOSAN® stimulates blood circulation in the penis. This has a positive effect on the whole tissue and nerve ends. We wish you the best of success!

Length of use

PHALLOSAN® should be worn for at least 8–10 hours per day, preferably longer! Do not forget to take a break of approx. 5 minutes every 3–4 hours, during which you should remove the stretch condom and massage your penis for about a minute. This will no longer be necessary after about 8 days. The longer you use it, the faster you will see success! Many customers wear PHALLOSAN® up to 12 hours per day with the corresponding

success. For health reasons (risk of bacterial infection) the stretch condom should be washed once a day with soap and lukewarm water.

PHALLOSAN® can also be worn at night, as the condom will stretch to accommodate a nocturnal erection.

Side effects, precautions

PHALLOSAN® is used at your own risk. However, it is perfectly safe, provided careful attention is paid to the instructions for use. Particularly in the first weeks of use, strong tension should not be exerted on the penis.

The tissue should be gradually accustomed to PHALLOSAN®. Set the belt (3) initially to only slight tension and examine your penis every hour for discoloring (a sign of poor circulation) and swelling. If discoloring (particularly around the urethra), pain or swelling should nevertheless occur, open the belt immediately and inspect your penis for signs of poor circulation and swelling.

If swelling and/or blisters are detected on the foreskin or head of the penis, the belt is too tight. Wait until the swelling or blisters have subsided, then reduce the tension a little. Please be patient. The success of penis enlargement is comparable with setting a jawbone. It is the continuity of the stretching process, not just the amount of tension that guarantees success!

PHALLOSAN® should not be worn in the following circumstances: After consumption of alcohol, drugs or painkillers, sleeping pills and sedatives, as these may affect the natural sensitivity to pain. PHALLOSAN® should not be used in the case of infection or open wounds on the penis, or if a vein or connective tissue weakness has been diagnosed.

How can I exactly measure the growth of my penis?

Use a ruler for the purpose. Hold the penis in a flaccid state at 90 degrees to the body. Place the ruler at the side of the penis, pressing the end of it against the pubic bone. Now you can read off the length of the penis. Repeat the procedure if you wish to measure growth when erect.

Important: When you start treatment, record your exact weight without clothing. If your weight increases, you will notice that a layer of fat forms in the pubic area. This layer of fat will shorten the distance from the pubic bone to the tip of the penis. Physicians refer to this as an abdominal apron.

All components of PHALLOSAN® may be reordered individually. If you have further questions or suggestions, our experts will give free advice at any time at normal telephone charges.

We reserve the right to make technical modifications at any time.

These will be advertised on the Internet at www.phallosan.com/uk

Representative:

HGB AG
Am Wallgraben 18
DE-82541 Münsing
Germany

Tel.: +49 81 77 93 16 10
Fax: +49 81 77 93 16 20

mailto: info@hgbag.com
Phalomed, 11.2009

Win a bonus for every friend you bring to PHALLOSAN®

It pays to recommend PHALLOSAN® to a friend. For each new customer who purchases PHALLOSAN® from us via our website, in writing or by telephone after being referred by you as an existing customer, by way of thanks you will receive a voucher for € 43 incl. Shipping for a stretch condom in a size of your choice.

I am already a customer of PHALLOSAN® and have convinced a new customer of the effectiveness of PHALLOSAN®.

Invoice No. _____

Name _____

Street address _____

Zip code, City _____

The customer referred by me is:

*Conditions of participation: The order by the referred customer must be received by HGB AG or Phalomend Ltd. after notification of the acquiring customer. The promotional period starts on 1 November 2009 and ends on 31 December 2010. Commercial customers are excluded from the offer. The voucher will be sent to the referring customer after expiration of the statutory right of return by the referred customer. A cash payment in lieu of the voucher is excluded.

Name _____

Invoice No. _____

I request my stretch condom valued at € 38 in the size (please check):

S = S bell with S condom

MS = M bell with S condom

M = M bell with M condom

LM = L bell with M condom

L = L bell with L condom

XL = XL bell with XL condom

Please complete and remit to:

HGB AG
Marketing – Product Management
Am Wallgraben 18
DE-82541 Münsing
Germany

Mailing deadline: 31 December 2010